

StarWind Virtual SAN[®] Getting Started

2023

TECHNICAL PAPERS



Trademarks

“StarWind”, “StarWind Software” and the StarWind and the StarWind Software logos are registered trademarks of StarWind Software. “StarWind LSFS” is a trademark of StarWind Software which may be registered in some jurisdictions. All other trademarks are owned by their respective owners.

Changes

The material in this document is for information only and is subject to change without notice. While reasonable efforts have been made in the preparation of this document to assure its accuracy, StarWind Software assumes no liability resulting from errors or omissions in this document, or from the use of the information contained herein. StarWind Software reserves the right to make changes in the product design without reservation and without notification to its users.

Technical Support and Services

If you have questions about installing or using this software, check this and other documents first - you will find answers to most of your questions on the [Technical Papers](#) webpage or in [StarWind Forum](#). If you need further assistance, please [contact us](#) .

About StarWind

StarWind is a pioneer in virtualization and a company that participated in the development of this technology from its earliest days. Now the company is among the leading vendors of software and hardware hyper-converged solutions. The company’s core product is the years-proven StarWind Virtual SAN, which allows SMB and ROBO to benefit from cost-efficient hyperconverged IT infrastructure. Having earned a reputation of reliability, StarWind created a hardware product line and is actively tapping into hyperconverged and storage appliances market. In 2016, Gartner named StarWind “Cool Vendor for Compute Platforms” following the success and popularity of StarWind HyperConverged Appliance. StarWind partners with world-known companies: Microsoft, VMware, Veeam, Intel, Dell, Mellanox, Citrix, Western Digital, etc.

Copyright ©2009-2018 StarWind Software Inc.

No part of this publication may be reproduced, stored in a retrieval system, or transmitted in any form or by any means, electronic, mechanical, photocopying, recording or otherwise, without the prior written consent of StarWind Software.

Introduction

StarWind Virtual SAN® is an entirely software-based hypervisor-centric shared storage provider. This solution provides a fault-tolerant high-performing storage pool that is tailored for virtualization workloads. StarWind Virtual SAN® basically “mirrors” inexpensive internal storage between hosts. StarWind VSAN completely eliminates any need for expensive SAN, NAS, or other physical shared storage. It seamlessly integrates with the hypervisor for unbeatable performance and exceptional simplicity of use.

StarWind VSAN comes with a wide set of features and can be used for two main deployment scenarios:

- HyperConverged – StarWind VSAN is deployed on the same physical host where the client, VMs, and other roles are running;
- Compute and Storage Separated – StarWind VSAN is deployed on the dedicated physical storage server(s);

This technical paper discusses both architecture types and StarWind VSAN deployment scenarios.

The full set of up-to-date technical documentation can always be found [here](#), or by pressing the Help button in StarWind Management Console.

For any technical inquiries, please visit our [online community](#), [Frequently Asked Questions](#) page, or use the [support form](#) to contact our technical support department.

Hyperconverged Architecture

In hyperconverged environments, StarWind VSAN becomes a part of a hypervisor host. This deployment scenario enables to achieve both outstanding performance and unified administration with hypervisor-specific management tools. StarWind VSAN gets the job done with all major virtualization platforms: it can be installed as an application on Windows Hyper-V or nested inside a VM on VMware ESXi. Non-virtualized clusters typically deployed for performance-intensive SQL Server and Exchange installations are also fully supported.

In hyperconverged setup, StarWind VSAN leverages all benefits of the local storage such as high performance and low latency. This is achieved by bonding all I/O to the local hypervisor node. Such a design provides multiple benefits over a dedicated hardware solution:

- Hypervisor reads from local storage only. Synchronization network links are used to replicate writes to the partner hypervisor nodes.

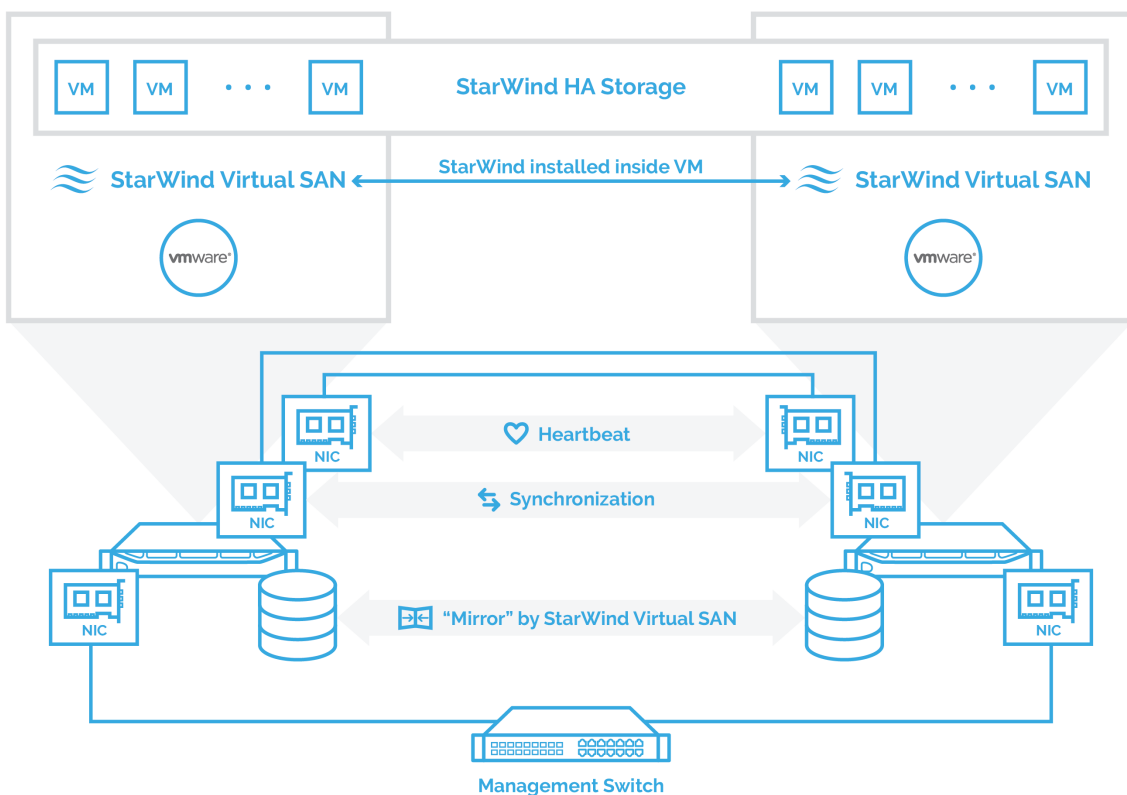
- The cache is local, so the performance gain is much higher compared to the cache sitting behind a slow network.
- Hypervisor nodes do not interfere when accessing the LUN, which increases performance and eliminates unnecessary iSCSI lock overhead.

There are few options for deploying StarWind Virtual SAN in the HyperConverged scenario:

- Installation on the guest VM
- Installation directly on the hypervisor host

Installation On A Guest Vm

This option implies creating a Windows Server-based VM and installing StarWind Virtual SAN on it or deploying a Linux-based VM with StarWind Virtual SAN inside from the OVF template. Installing StarWind VSAN on a guest VM, i.e., running the solution in an isolated environment is a perfect fit for cases when quick storage deployment is required or trialing the product on VMs.



Guides on configuring a two-node setup with the VMware ESXi are available at the following links:

Windows Server-based VM:

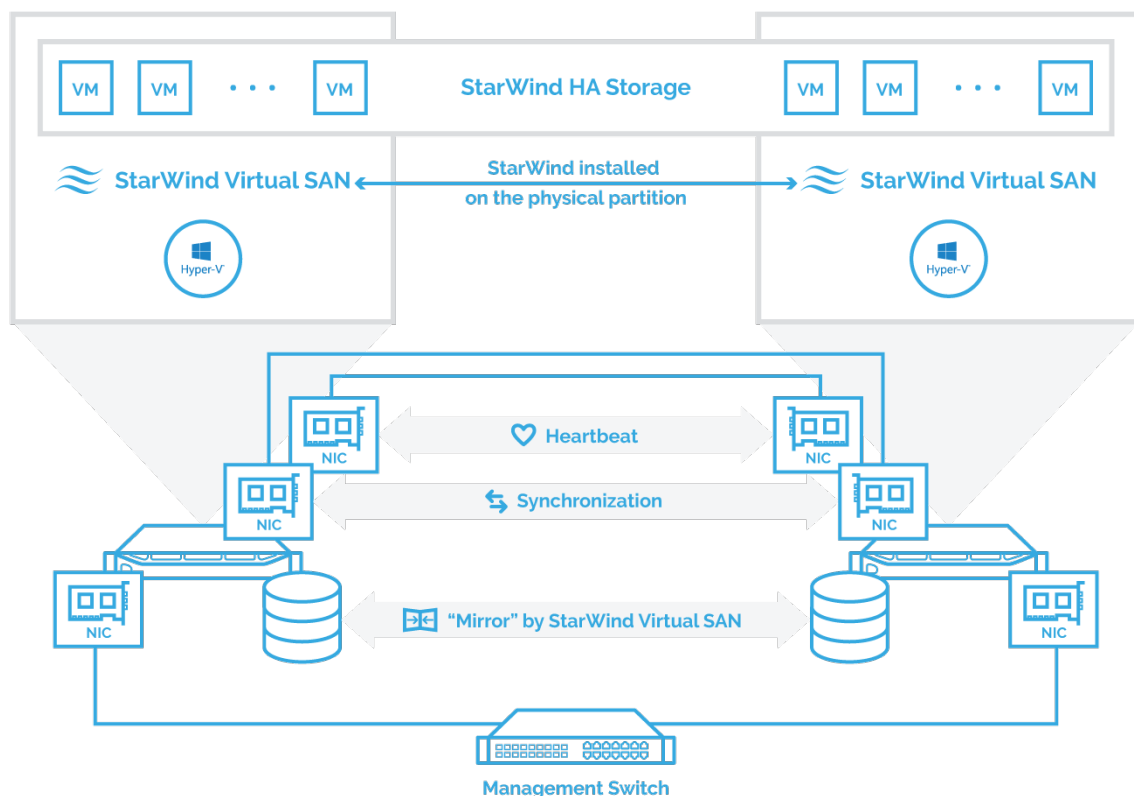
<https://www.starwindsoftware.com/resource-library/starwind-virtual-san-hyperconverged-2-node-scenario-with-vmware-vsphere-7/>

Linux-based

VM: <https://www.starwindsoftware.com/resource-library/starwind-virtual-san-for-vsphere/>

Installation Directly On A Hypervisor Host

This option implies that StarWind Virtual SAN is installed on the hypervisor's physical partition so the storage can be accessed without any additional virtualization abstraction layer. As a result, this deployment type is considered to provide the highest performance among all hyperconverged options, while maintaining the benefits.



The guide on configuring a two-node setup is available at the following link: <https://www.starwindsoftware.com/resource-library/starwind-virtual-san-hyperconverged-2-node-scenario-with-vmware-vsphere-7/>

[2-node-scenario-with-hyper-v-cluster-on-windows-server-2016](#)

This deployment option is currently not available for VMware ESXi. You are always welcome to contact us at support@starwind.com if such a deployment option is needed.

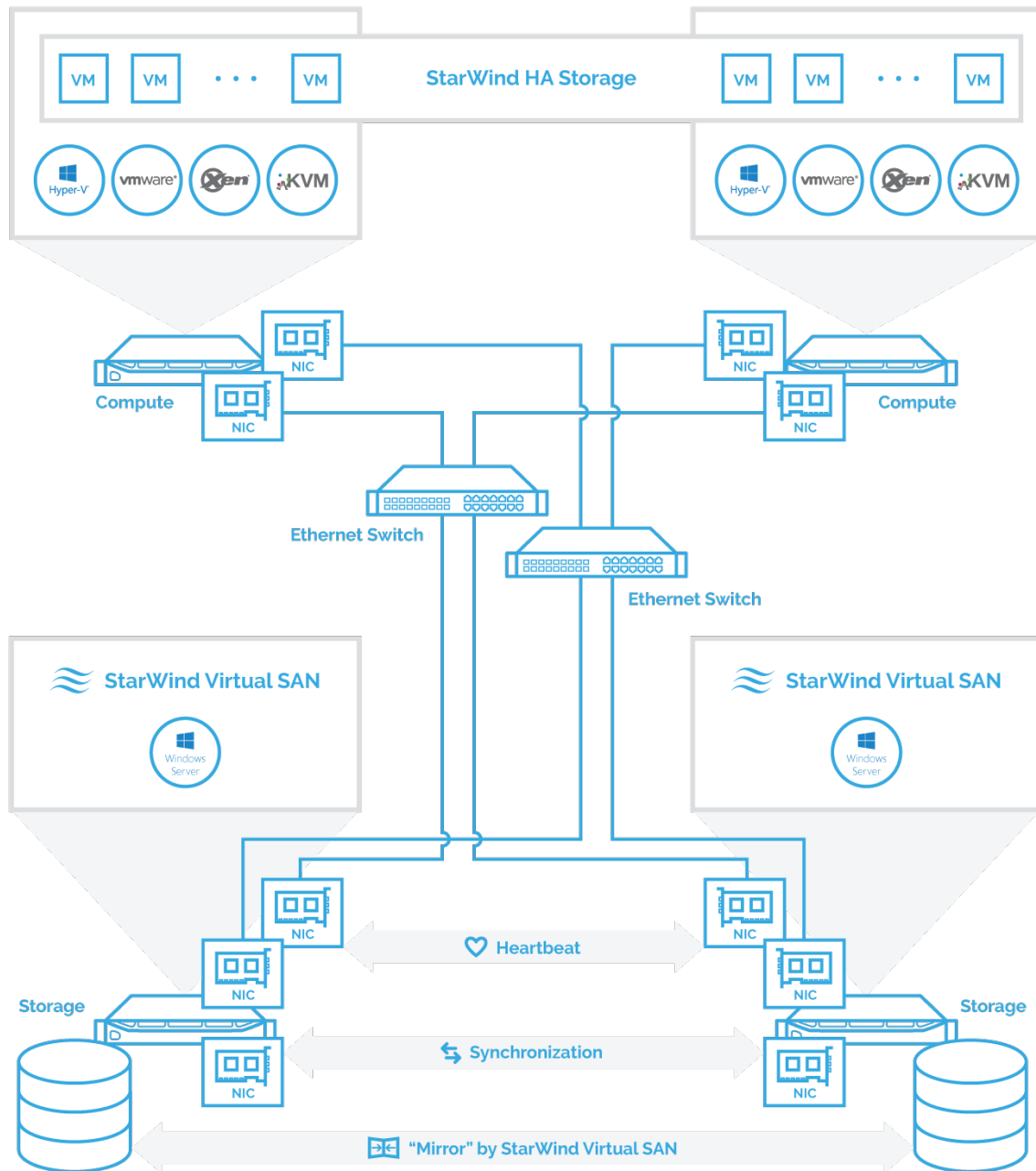
Compute And Storage Separated Architecture

StarWind Virtual SAN can also run on dedicated servers, creating a separated storage layer for client hypervisor hosts. Even though the hyperconverged scenario is an industry trend now, differentiation of compute and storage layers is still a viable option when it is necessary to scale storage capacity or compute resources independently. A typical use case of this architecture is shared storage for clustered SQL Server or Oracle deployments.

While running StarWind VSAN in a compute and storage separated (or dedicated) architecture, it is possible to scale compute and storage resources independently. Such systems fit the task better while CapEx and OpEx get lower since there is no hardware underutilization. Thus, the system can be created specifically for a particular task.

Installation On A Dedicated Host

This option implies the installation of StarWind Virtual SAN as a Windows-based application or Linux VM. The storage server is a separate physical box and acts as a storage provider for the compute nodes. As mentioned above, dedicated infrastructure provides sensitive control over hardware utilization. Unlike some cases of hyperconverged architecture, this deployment type is often considered for large environments. This is caused by possible virtual resources underprovisioning that results in a significant waste of budget on the hardware that could remain unused.










Guides on configuring a two-node setup are available at the following links:

For Windows Server (Hyper-V): [StarWind Virtual SAN® Compute and Storage Separated 2-Node Scenario with Windows Server 2016](#)

For VMware ESXi: [StarWind Virtual SAN® 2-node Compute and Storage Separated scenario with VMware vSphere 6.5](#)

Contacts

US Headquarters	EMEA and APAC
 +1 617 829 44 95	 +44 2037 691 857 (United Kingdom)
 +1 617 507 58 45	 +49 800 100 68 26 (Germany)
 +1 866 790 26 46	 +34 629 03 07 17 (Spain and Portugal)
	 +33 788 60 30 06 (France)

Customer Support Portal: <https://www.starwind.com/support>

Support Forum: <https://www.starwind.com/forums>

Sales: sales@starwind.com

General Information: info@starwind.com



StarWind Software, Inc. 100 Cummings Center Suite 224-C Beverly MA 01915, USA
www.starwind.com ©2023, StarWind Software Inc. All rights reserved.